

Commonwealth of Massachusetts

Title 5 Official Inspection Form

Subsurface Sewage Disposal System Form - Not for Voluntary Assessments

Owner information is required for every page.

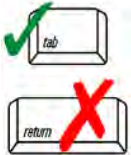
Property Address

Owner's Name

City/Town State Zip Code Date of Inspection

Inspection results must be submitted on this form. Inspection forms may not be altered in any way. Please see completeness checklist at the end of the form.

Important: When filling out forms on the computer, use only the tab key to move your cursor - do not use the return key.



A. General Information

1. Inspector:

Name of Inspector

Company Name

Company Address

City/Town State Zip Code

Telephone Number License Number

B. Certification


I certify that I have personally inspected the sewage disposal system at this address and that the information reported below is true, accurate and complete as of the time of the inspection. The inspection was performed based on my training and experience in the proper function and maintenance of on site sewage disposal systems. I am a DEP approved system inspector pursuant to Section 15.340 of Title 5 (310 CMR 15.000). The system:

- Passes Conditionally Passes Fails Needs Further Evaluation by the Local Approving Authority

Inspector's Signature Date

The system inspector shall submit a copy of this inspection report to the Approving Authority (Board of Health or DEP) within 30 days of completing this inspection. If the system is a shared system or has a design flow of 10,000 gpd or greater, the inspector and the system owner shall submit the report to the appropriate regional office of the DEP. The original should be sent to the system owner and copies sent to the buyer, if applicable, and the approving authority.

****This report only describes conditions at the time of inspection and under the conditions of use at that time. This inspection does not address how the system will perform in the future under the same or different conditions of use.



Title 5 Official Inspection Form

Subsurface Sewage Disposal System Form - Not for Voluntary Assessments

Owner information is required for every page.

Property Address _____

Owner's Name _____

City/Town _____ State _____ Zip Code _____ Date of Inspection _____

B. Certification (cont.)

Inspection Summary: Check A,B,C,D or E / **always** complete all of Section D

A) System Passes:

I have not found any information which indicates that any of the failure criteria described in 310 CMR 15.303 or in 310 CMR 15.304 exist. Any failure criteria not evaluated are indicated below.

Comments:

B) System Conditionally Passes:


One or more system components as described in the "Conditional Pass" section need to be replaced or repaired. The system, upon completion of the replacement or repair, as approved by the Board of Health, will pass.

Check the box for "yes", "no" or "not determined" (Y, N, ND) for the following statements. If "not determined," please explain.

The septic tank is metal and over 20 years old* **or** the septic tank (whether metal or not) is structurally unsound, exhibits substantial infiltration or exfiltration or tank failure is imminent. System will pass inspection if the existing tank is replaced with a complying septic tank as approved by the Board of Health.

* A metal septic tank will pass inspection if it is structurally sound, not leaking and if a Certificate of Compliance indicating that the tank is less than 20 years old is available.

Y N ND (Explain below):



Commonwealth of Massachusetts

Title 5 Official Inspection Form

Subsurface Sewage Disposal System Form - Not for Voluntary Assessments

Owner information is required for every page.

Property Address

Owner's Name

City/Town State Zip Code Date of Inspection

B. Certification (cont.)

Pump Chamber pumps/alarms not operational. System will pass with Board of Health approval if pumps/alarms are repaired.

B) System Conditionally Passes (cont.):

Observation of sewage backup or break out or high static water level in the distribution box due to broken or obstructed pipe(s) or due to a broken, settled or uneven distribution box. System will pass inspection if (with approval of Board of Health):

- broken pipe(s) are replaced Y N ND (Explain below):
obstruction is removed Y N ND (Explain below):
distribution box is leveled or replaced Y N ND (Explain below):

The system required pumping more than 4 times a year due to broken or obstructed pipe(s). The system will pass inspection if (with approval of the Board of Health):


- broken pipe(s) are replaced Y N ND (Explain below):
obstruction is removed Y N ND (Explain below):

C) Further Evaluation is Required by the Board of Health:

Conditions exist which require further evaluation by the Board of Health in order to determine if the system is failing to protect public health, safety or the environment.

1. System will pass unless Board of Health determines in accordance with 310 CMR 15.303(1)(b) that the system is not functioning in a manner which will protect public health, safety and the environment:

- Cesspool or privy is within 50 feet of a surface water
Cesspool or privy is within 50 feet of a bordering vegetated wetland or a salt marsh



Commonwealth of Massachusetts

Title 5 Official Inspection Form

Subsurface Sewage Disposal System Form - Not for Voluntary Assessments

Owner information is required for every page.

Property Address

Owner's Name

City/Town State Zip Code Date of Inspection

B. Certification (cont.)

2. System will fail unless the Board of Health (and Public Water Supplier, if any) determines that the system is functioning in a manner that protects the public health, safety and environment:

- Four checkbox options regarding septic tank and SAS proximity to water supplies, and a text field for 'Method used to determine distance:'

** This system passes if the well water analysis, performed at a DEP certified laboratory, for fecal coliform bacteria indicates absent and the presence of ammonia nitrogen and nitrate nitrogen is equal to or less than 5 ppm, provided that no other failure criteria are triggered. A copy of the analysis must be attached to this form.

3. Other:

Four horizontal lines for additional information.

D) System Failure Criteria Applicable to All Systems:

You must indicate "Yes" or "No" to each of the following for all inspections:

- Table with columns 'Yes' and 'No' and four rows of failure criteria: Backup of sewage, Discharge or ponding of effluent, Static liquid level, and Liquid depth in cesspool.



Title 5 Official Inspection Form

Subsurface Sewage Disposal System Form - Not for Voluntary Assessments

Property Address _____

Owner's Name _____

City/Town _____ State _____ Zip Code _____ Date of Inspection _____

Owner information is required for every page.

B. Certification (cont.)

- | Yes | No | |
|--------------------------|--------------------------|---|
| <input type="checkbox"/> | <input type="checkbox"/> | Required pumping more than 4 times in the last year NOT due to clogged or obstructed pipe(s). Number of times pumped: _____. |
| <input type="checkbox"/> | <input type="checkbox"/> | Any portion of the SAS, cesspool or privy is below high ground water elevation. |
| <input type="checkbox"/> | <input type="checkbox"/> | Any portion of cesspool or privy is within 100 feet of a surface water supply or tributary to a surface water supply. |
| <input type="checkbox"/> | <input type="checkbox"/> | Any portion of a cesspool or privy is within a Zone 1 of a public well. |
| <input type="checkbox"/> | <input type="checkbox"/> | Any portion of a cesspool or privy is within 50 feet of a private water supply well. |
| <input type="checkbox"/> | <input type="checkbox"/> | Any portion of a cesspool or privy is less than 100 feet but greater than 50 feet from a private water supply well with no acceptable water quality analysis. [This system passes if the well water analysis, performed at a DEP certified laboratory, for fecal coliform bacteria indicates absent and the presence of ammonia nitrogen and nitrate nitrogen is equal to or less than 5 ppm, provided that no other failure criteria are triggered. A copy of the analysis and chain of custody must be attached to this form.] |
| <input type="checkbox"/> | <input type="checkbox"/> | The system is a cesspool serving a facility with a design flow of 2000gpd-10,000gpd. |
| <input type="checkbox"/> | <input type="checkbox"/> | The system fails. I have determined that one or more of the above failure criteria exist as described in 310 CMR 15.303, therefore the system fails. The system owner should contact the Board of Health to determine what will be necessary to correct the failure. |

E) Large Systems: To be considered a large system the system must serve a facility with a design flow of 10,000 gpd to 15,000 gpd.

For large systems, you must indicate either "yes" or "no" to each of the following, in addition to the questions in Section D.

- | Yes | No | |
|--------------------------|--------------------------|--|
| <input type="checkbox"/> | <input type="checkbox"/> | the system is within 400 feet of a surface drinking water supply |
| <input type="checkbox"/> | <input type="checkbox"/> | the system is within 200 feet of a tributary to a surface drinking water supply |
| <input type="checkbox"/> | <input type="checkbox"/> | the system is located in a nitrogen sensitive area (Interim Wellhead Protection Area – IWPA) or a mapped Zone II of a public water supply well |

If you have answered "yes" to any question in Section E the system is considered a significant threat, or answered "yes" in Section D above the large system has failed. The owner or operator of any large system considered a significant threat under Section E or failed under Section D shall upgrade the system in accordance with 310 CMR 15.304. The system owner should contact the appropriate regional office of the Department.



Title 5 Official Inspection Form

Subsurface Sewage Disposal System Form - Not for Voluntary Assessments

Owner information is required for every page.

Property Address _____

Owner's Name _____

City/Town _____ State _____ Zip Code _____ Date of Inspection _____

C. Checklist

Check if the following have been done. You **must** indicate "yes" or "no" as to each of the following:


- | Yes | No | |
|--------------------------|--------------------------|--|
| <input type="checkbox"/> | <input type="checkbox"/> | Pumping information was provided by the owner, occupant, or Board of Health |
| <input type="checkbox"/> | <input type="checkbox"/> | Were any of the system components pumped out in the previous two weeks? |
| <input type="checkbox"/> | <input type="checkbox"/> | Has the system received normal flows in the previous two week period? |
| <input type="checkbox"/> | <input type="checkbox"/> | Have large volumes of water been introduced to the system recently or as part of this inspection? |
| <input type="checkbox"/> | <input type="checkbox"/> | Were as built plans of the system obtained and examined? (If they were not available note as N/A) |
| <input type="checkbox"/> | <input type="checkbox"/> | Was the facility or dwelling inspected for signs of sewage back up? |
| <input type="checkbox"/> | <input type="checkbox"/> | Was the site inspected for signs of break out? |
| <input type="checkbox"/> | <input type="checkbox"/> | Were all system components, excluding the SAS, located on site? |
| <input type="checkbox"/> | <input type="checkbox"/> | Were the septic tank manholes uncovered, opened, and the interior of the tank inspected for the condition of the baffles or tees, material of construction, dimensions, depth of liquid, depth of sludge and depth of scum? |
| <input type="checkbox"/> | <input type="checkbox"/> | Was the facility owner (and occupants if different from owner) provided with information on the proper maintenance of subsurface sewage disposal systems? The size and location of the Soil Absorption System (SAS) on the site has been determined based on: |
| <input type="checkbox"/> | <input type="checkbox"/> | Existing information. For example, a plan at the Board of Health. |
| <input type="checkbox"/> | <input type="checkbox"/> | Determined in the field (if any of the failure criteria related to Part C is at issue approximation of distance is unacceptable) [310 CMR 15.302(5)] |

D. System Information

Residential Flow Conditions:

Number of bedrooms (design): _____ Number of bedrooms (actual): _____

DESIGN flow based on 310 CMR 15.203 (for example: 110 gpd x # of bedrooms): _____



Title 5 Official Inspection Form

Subsurface Sewage Disposal System Form - Not for Voluntary Assessments

Owner information is required for every page.

Property Address _____

Owner's Name _____

City/Town _____ State _____ Zip Code _____ Date of Inspection _____

D. System Information

Description:

Number of current residents: _____

Does residence have a garbage grinder? Yes No

Is laundry on a separate sewage system? (Include laundry system inspection information in this report.) Yes No

Laundry system inspected? Yes No

Seasonal use? Yes No

Water meter readings, if available (last 2 years usage (gpd)): _____

Detail:

Sump pump? Yes No

Last date of occupancy: _____ Date

Commercial/Industrial Flow Conditions:

Type of Establishment: _____

Design flow (based on 310 CMR 15.203): _____ Gallons per day (gpd)


Basis of design flow (seats/persons/sq.ft., etc.): _____

Grease trap present? Yes No

Industrial waste holding tank present? Yes No

Non-sanitary waste discharged to the Title 5 system? Yes No

Water meter readings, if available: _____



Title 5 Official Inspection Form

Subsurface Sewage Disposal System Form - Not for Voluntary Assessments

Owner information is required for every page.

Property Address _____

Owner's Name _____

City/Town _____ State _____ Zip Code _____ Date of Inspection _____

D. System Information (cont.)

Last date of occupancy/use: _____ Date _____

Other (describe below):

General Information

Pumping Records:

Source of information: _____

Was system pumped as part of the inspection? Yes No


If yes, volume pumped: _____ gallons

How was quantity pumped determined? _____

Reason for pumping: _____

Type of System:

- Septic tank, distribution box, soil absorption system
- Single cesspool
- Overflow cesspool
- Privy
- Shared system (yes or no) (if yes, attach previous inspection records, if any)
- Innovative/Alternative technology. Attach a copy of the current operation and maintenance contract (to be obtained from system owner) and a copy of latest inspection of the I/A system by system operator under contract
- Tight tank. Attach a copy of the DEP approval.
- Other (describe):



Commonwealth of Massachusetts

Title 5 Official Inspection Form

Subsurface Sewage Disposal System Form - Not for Voluntary Assessments

Owner information is required for every page.

Property Address _____

Owner's Name _____

City/Town _____ State _____ Zip Code _____ Date of Inspection _____

D. System Information (cont.)

Approximate age of all components, date installed (if known) and source of information:

Were sewage odors detected when arriving at the site? Yes No

Building Sewer (locate on site plan):

Depth below grade: _____ feet

Material of construction:

cast iron 40 PVC other (explain): _____

Distance from private water supply well or suction line: _____ feet

Comments (on condition of joints, venting, evidence of leakage, etc.):

Septic Tank (locate on site plan):

Depth below grade: _____ feet

Material of construction:


concrete metal fiberglass polyethylene other (explain)

If tank is metal, list age: _____ years

Is age confirmed by a Certificate of Compliance? (attach a copy of certificate) Yes No

Dimensions: _____

Sludge depth: _____



Title 5 Official Inspection Form

Subsurface Sewage Disposal System Form - Not for Voluntary Assessments

Owner information is required for every page.

Property Address _____

Owner's Name _____

City/Town _____ State _____ Zip Code _____ Date of Inspection _____

D. System Information (cont.)

Septic Tank (cont.)

Distance from top of sludge to bottom of outlet tee or baffle _____

Scum thickness _____

Distance from top of scum to top of outlet tee or baffle _____

Distance from bottom of scum to bottom of outlet tee or baffle _____

How were dimensions determined? _____

Comments (on pumping recommendations, inlet and outlet tee or baffle condition, structural integrity, liquid levels as related to outlet invert, evidence of leakage, etc.):

Grease Trap (locate on site plan):

Depth below grade: _____ feet

Material of construction:

concrete metal fiberglass polyethylene other (explain):

Dimensions: _____

Scum thickness _____

Distance from top of scum to top of outlet tee or baffle _____

Distance from bottom of scum to bottom of outlet tee or baffle _____

Date of last pumping: _____ Date



Title 5 Official Inspection Form

Subsurface Sewage Disposal System Form - Not for Voluntary Assessments

Owner information is required for every page.

Property Address _____

Owner's Name _____

City/Town _____ State _____ Zip Code _____ Date of Inspection _____

D. System Information (cont.)

Comments (on pumping recommendations, inlet and outlet tee or baffle condition, structural integrity, liquid levels as related to outlet invert, evidence of leakage, etc.):

Tight or Holding Tank (tank must be pumped at time of inspection) (locate on site plan):

Depth below grade: _____

Material of construction:

concrete metal fiberglass polyethylene other (explain):

Dimensions: _____

Capacity: _____ gallons

Design Flow: _____ gallons per day


Alarm present: Yes No

Alarm level: _____ Alarm in working order: Yes No

Date of last pumping: _____ Date

Comments (condition of alarm and float switches, etc.):

* Attach copy of current pumping contract (required). Is copy attached? Yes No



Title 5 Official Inspection Form

Subsurface Sewage Disposal System Form - Not for Voluntary Assessments

Owner information is required for every page.

Property Address _____

Owner's Name _____

City/Town _____ State _____ Zip Code _____ Date of Inspection _____

D. System Information (cont.)

Distribution Box (if present must be opened) (locate on site plan):

Depth of liquid level above outlet invert _____

Comments (note if box is level and distribution to outlets equal, any evidence of solids carryover, any evidence of leakage into or out of box, etc.):

Pump Chamber (locate on site plan):

Pumps in working order: Yes No*


Alarms in working order: Yes No*

Comments (note condition of pump chamber, condition of pumps and appurtenances, etc.):

* If pumps or alarms are not in working order, system is a conditional pass.

Soil Absorption System (SAS) (locate on site plan, excavation not required):

If SAS not located, explain why:



Title 5 Official Inspection Form

Subsurface Sewage Disposal System Form - Not for Voluntary Assessments

Owner information is required for every page.

Property Address _____

Owner's Name _____

City/Town _____ State _____ Zip Code _____ Date of Inspection _____

D. System Information (cont.)

Type:

- leaching pits number: _____
- leaching chambers number: _____
- leaching galleries number: _____
- leaching trenches number, length: _____
- leaching fields number, dimensions: _____
- overflow cesspool number: _____
- innovative/alternative system

Type/name of technology: _____

Comments (note condition of soil, signs of hydraulic failure, level of ponding, damp soil, condition of vegetation, etc.):

Cesspools (cesspool must be pumped as part of inspection) (locate on site plan):

Number and configuration _____

Depth – top of liquid to inlet invert _____


Depth of solids layer _____

Depth of scum layer _____

Dimensions of cesspool _____

Materials of construction _____

Indication of groundwater inflow Yes No



Title 5 Official Inspection Form

Subsurface Sewage Disposal System Form - Not for Voluntary Assessments

Owner information is required for every page.

Property Address _____

Owner's Name _____

City/Town _____ State _____ Zip Code _____ Date of Inspection _____

D. System Information (cont.)

Comments (note condition of soil, signs of hydraulic failure, level of ponding, condition of vegetation, etc.):


Privy (locate on site plan):

Materials of construction: _____

Dimensions _____

Depth of solids _____

Comments (note condition of soil, signs of hydraulic failure, level of ponding, condition of vegetation, etc.):



Title 5 Official Inspection Form

Subsurface Sewage Disposal System Form - Not for Voluntary Assessments

Property Address _____

Owner's Name _____


Owner information is required for every page.

City/Town _____ State _____ Zip Code _____ Date of Inspection _____

D. System Information (cont.)

Sketch Of Sewage Disposal System: Provide a view of the sewage disposal system, including ties to at least two permanent reference landmarks or benchmarks. Locate all wells within 100 feet. Locate where public water supply enters the building. Check one of the boxes below:

- hand-sketch in the area below
- drawing attached separately



Title 5 Official Inspection Form

Subsurface Sewage Disposal System Form - Not for Voluntary Assessments

Owner information is required for every page.

Property Address _____

Owner's Name _____

City/Town _____ State _____ Zip Code _____ Date of Inspection _____

D. System Information (cont.)

Site Exam:

- Check Slope
- Surface water
- Check cellar
- Shallow wells

Estimated depth to high ground water: _____ feet


Please indicate all methods used to determine the high ground water elevation:

- Obtained from system design plans on record
If checked, date of design plan reviewed: _____ Date
- Observed site (abutting property/observation hole within 150 feet of SAS)
- Checked with local Board of Health - explain:

- Checked with local excavators, installers - (attach documentation)
- Accessed USGS database - explain:

You **must** describe how you established the high ground water elevation:

Before filing this Inspection Report, please see Report Completeness Checklist on next page.



Commonwealth of Massachusetts

Title 5 Official Inspection Form

Subsurface Sewage Disposal System Form - Not for Voluntary Assessments

Property Address _____

Owner's Name _____

City/Town _____ State _____ Zip Code _____ Date of Inspection _____

Owner information is required for every page.

E. Report Completeness Checklist

- Inspection Summary: A, B, C, D, or E checked
- Inspection Summary D (System Failure Criteria Applicable to All Systems) completed
- System Information – Estimated depth to high groundwater
- Sketch of Sewage Disposal System either drawn on page 15 or attached in separate file